

# RefWorks: importing references

@ DOROTHY H. HOOVER LIBRARY

**Let RefWorks format Your Paper Quickly! Create Bibliographies/Works Cited Pages, and References/Footnotes Automatically!**

## What is RefWorks?

RefWorks is an online bibliographic management program that allows you to create your own personal database of references (book, electronic source or journal article). You can import references directly from some database indexes, indirectly from saved files or enter references manually from an online worksheet. RefWorks allows you to organize your references in folders and search for information within your own database. You can also format your paper and bibliography (works cited page) in a variety of styles including MLA, Turabian and Chicago.

## How Do I Access RefWorks?

RefWorks is available from any computer with internet access both on and off campus. To get started go to RefWorks at:

<http://refworks.scholarsportal.info> and register by clicking the “Sign Up for an Individual Account” link. Once you have opened an account you can start importing references and building your database.

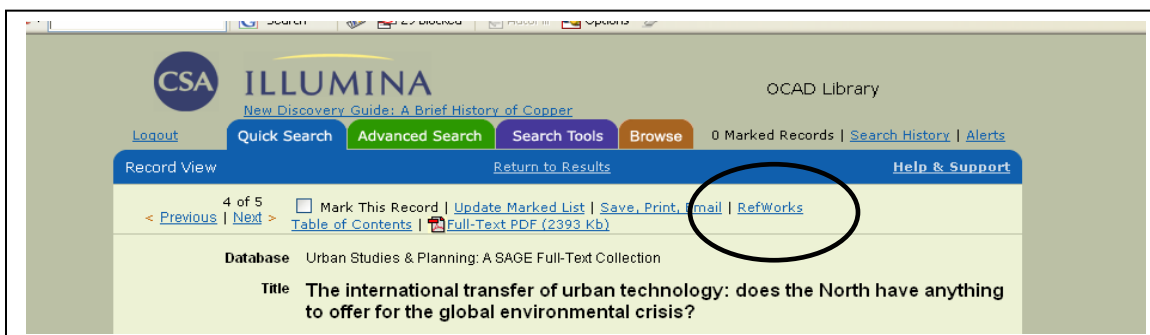
When accessing RefWorks off campus you must enter the OCAD Group Code.

Please contact Robert Fabbro for the Code at 977-6000, ext. 343 or [rfabbro@ocad.on.ca](mailto:rfabbro@ocad.on.ca)

# Importing References into RefWorks

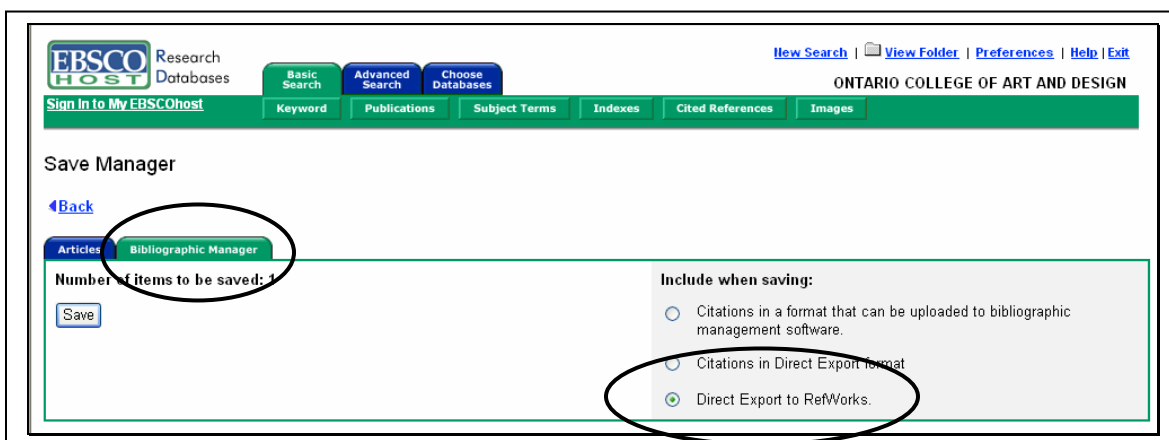
Art Bibliographies Modern, Design and Applied Arts Index, Avery Index to Architectural Periodicals and all the **SAGE** databases

- click on the *RefWorks* link:



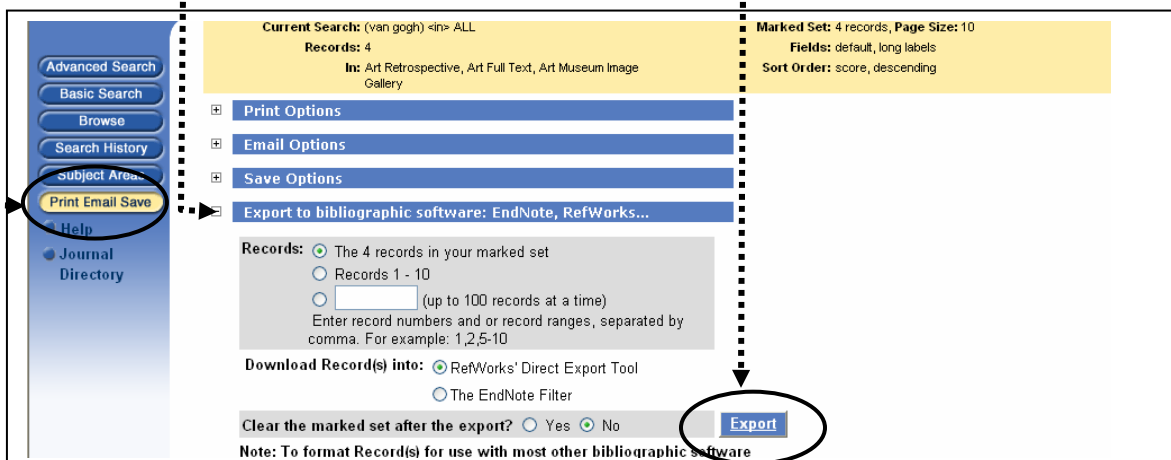
## Academic Search Premier

- click on the *Save*
- open *Bibliographic Manager* tab
- select *Direct Export to RefWorks* radio button



## Art Full Text, Art Retrospective, and AMIG.

- mark the records you want to save
- click on *Print Email Save*
- choose *RefWorks' Direct Export Tool* and click *Export*.



## Project Muse

- select the references you want to export
- click on the *Saved Marked Results* button.
- click on the *Email/Export Saved Results* link on the top of the page
- Under *Export Marked Results To*, choose RefWorks.

Project MUSE  
Scholarly journals online

SEARCH JOURNALS ABOUT MUSE CONTACT US

Basic Search Advanced Search Results Email/Export Saved Results Search History Help

### Saved Results

You have 2 saved results

This list includes saved results from all of your searches. To delete all or some of the saved results, use the "Remove Marked Results" button.

These saved results will expire when you finish this session.

Export marked results to:

E-mail  RefWorks  EndNote  Printer-Friendly Format

Mark All / Clear All

1. Crane, Diana 1933-  
*Postmodernism and the Avant-Garde: Stylistic Change in Fashion Design*

## JSTOR

- from Results screen, select *Save Citation*
- click on *Viewed Citations* link
- from drop down menu choose *In a New Window* and select *citation-manager* as format
- click *Export*
- using the browser's save function, choose a drive and directory to save your citations (e.g., desktop)
- log in to RefWorks and select *Import* from the drop down menu under *References*
- select **JSTOR** as the *Data source* and **JSTOR** as the *database*

Show 25 results per page. Display Results 1-25 of 4129 for « van gogh » (0.12 seconds)

Sort by Relevance Sort

[Save All Citations on This Page](#) | [View Saved Citations](#)  
You have saved 2 citations

[Display citations on this page in original alphabet.](#)

100% [Van Gogh \[Poem\]](#)  
Howard Fussiner  
*College Art Journal* > Vol. 17, No. 3 (Spring, 1958), p. 298  
Stable URL: <http://links.jstor.org/sici?sici=1542-6321%28195821%2917%3A3%3C308%3AVG%5B%3E2.0.CO%3B2-Q>  
Citation | Page of First Match | Print | Download | Save Citation

98% [Acquisitions](#)  
*The Burlington*  
Stable URL: [http://links.jstor.org/sici?sici=0007-1226%28198301%2901%3A1%3C11%3A%22ARORS%3E2.0.CO%3B2-1](#)

### Saved Citations

You currently have 2 citations saved, sorted by the original, saved order. See [tips for working with JSTOR citations](#).

[RETURN TO PREVIOUS PAGE](#)

Export citations **in a new window** in **citation-manager** format.

[REMOVE ALL CITATIONS](#)

Browse to find the saved file of citations and open; click *import*.

### Saved Citations

You currently have 2 citations saved, sorted by the original, saved order. See [tips for working with JSTOR citations](#).

[RETURN TO PREVIOUS PAGE](#)

Export citations **in a new window** in **citation-manager** format.

[REMOVE ALL CITATIONS](#)

1.

#### ["After-Images": A Review of Recent Studies of Reproductive Print-Making](#)

David Alexander

*Oxford Art Journal*, Vol. 6, No. 1, Prints. (1983), pp. 11-17.

Stable URL: <http://links.jstor.org/sici?sici=0142-6540%281983%296%3A1%3C11%3A%22ARORS%3E2.0.CO%3B2-1>

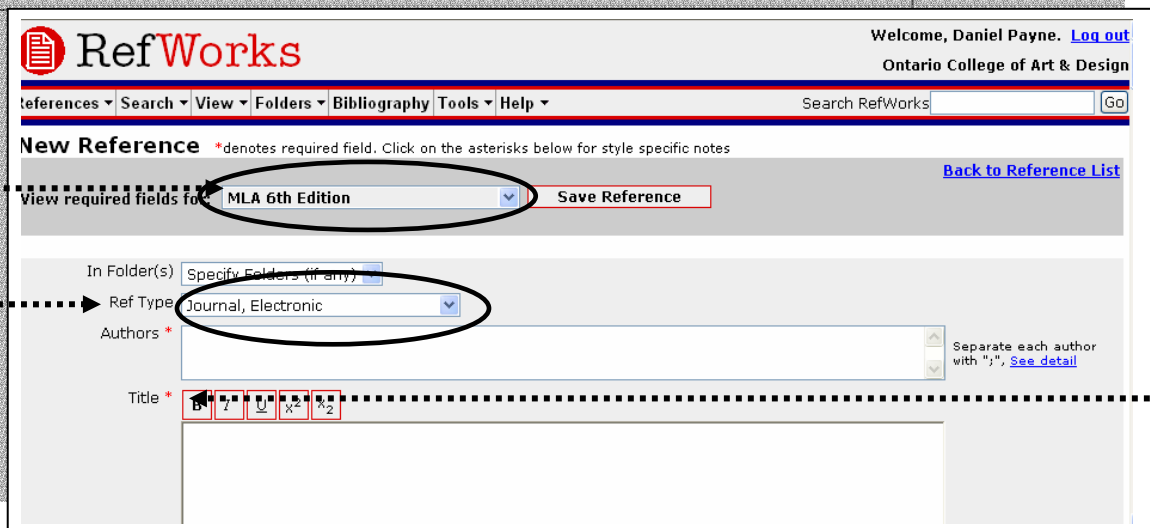
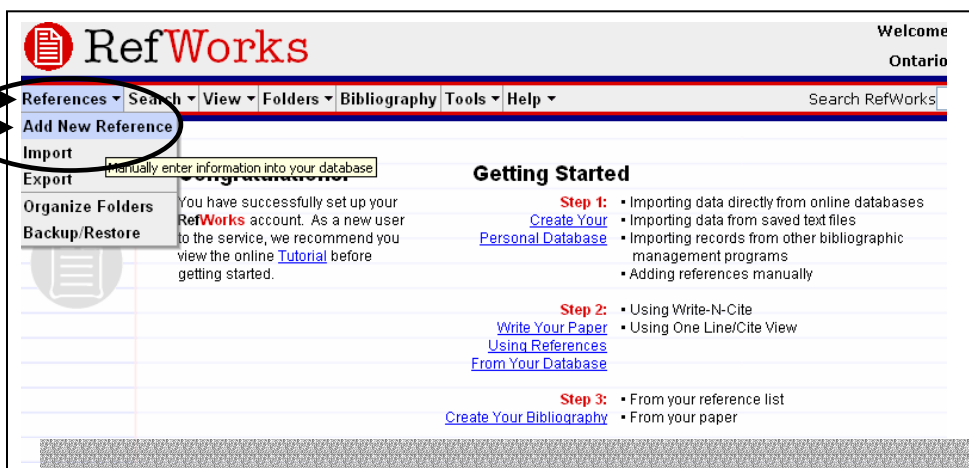
[Remove from List](#)

Canadian Periodicals Index  
Early Canadiana Online  
Globe and Mail  
Literature Resource Center  
MLA Bibliography  
Wiley InterScience

AccessScience  
Encyclopedia Britannica  
Grove Art Dictionary  
John Hopkins Guide to Literary Theory & Criticism

These databases do not allow direct import, so you must import citations manually

- select Reference from the RefWorks tool bar
- choose *Add New Reference* from the drop down menu



- from *View Required Fields*, select your text style (MLA, Chicago, Turabian, etc.)
- under *Ref Type* indicate what form of text you are referencing (book, journal article, web page, video/dvd, etc.)
- and add all bibliographic information in the required fields marked with an asterisk (\*)
- click *Save Reference* and the citation will be added to your database list